



ISSN: 2319-5967

ISO 9001:2008 Certified

International Journal of Engineering Science and Innovative Technology (IJESIT)

Volume 3, Issue 2, March 2014

# Medical Image Encryption using Two Dimensional Scan Approach

Rinkee Gupta, Jaipal Bisht, Amit Gupta

*Abstract: This is Medical image encryption method where Medical image is encrypted by specific rule that is rearrangement of image pixels. In this paper, we present Medical Image encryption and decryption by two dimensional scan Approach. Scan language is based on spatial accessing methodology that can generate a wide range of scanning paths. This paper presents a over view of encryption and decryption algorithm, implemented in MATLAB environment and tested on various images.*

**Index Terms-** Encryption, Decryption, Two Dimensional Scanning, Medical Image.

## I. INTRODUCTION

Image Security is an important issue in communication and storage, and encryption is one the ways to ensure security. Image encryption has a wide range of applications in inter-net communication, multimedia systems, medical imaging, telemedicine, and military communication. There already exist several image encryption methods like SCAN-based methods, chaos-based methods, tree structure-based methods, and other miscellaneous methods. However, each of them has got their own strengths and weakness in terms of security level, speed, and stream size metrics. Hence, we now propose a new encryption method that would make an attempt to address the above mentioned problems.

The proposed image encryption method is based on rearrangement of the pixels of the image. The rearrangement is done by scan patterns that generated by the SCAN methodology. The scanning path of the image is a random code form, and by specifying the pixels sequence along the scanning path. Note that scanning path of an image is simply an order in which each pixel of the image is accessed exactly once. Such an encryption also involves the specification of set secret scanning paths. Therefore, the encryption needs a methodology to specify and generate a larger number of wide varieties of scanning paths effectively.

## II. TWO DIMENSIONAL SCAN

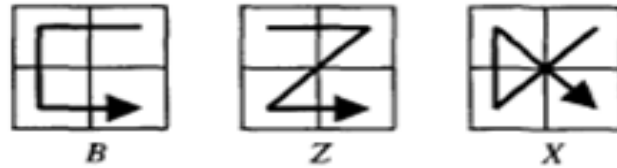
The Scan is a formal language which is -based on two dimensional spatial accessing methodologies which can represent and generate a large number of wide varieties of scanning paths. The SCAN is a family of formal languages such as Simple Scan, Extended Scan, and Generalized Scan, each of which can represent and generate a specific set of scanning paths. Each Scan language is defined by a set of basic scan patterns; a set of partition patterns and a set of rules to recursively compose simple scan patterns to obtain complex scan patterns and transformations with scanning or partitioning.

A scanning of a two dimensional array  $P = \{p(i, j): 1 \leq i \leq x, 1 \leq j \leq y\}$  is a bijective function from  $P$  to the set  $\{1, 2, \dots, pq-1, pq\}$ . In other world, a scanning of a two dimensional array is an order in which each element of the array is accessed exactly once. In this paper the terms scanning, scanning paths, scan pattern, and scan words are used interchangeably. Note that an  $p \times q$  array has  $(p \times q)!$  Scanning.

### A. About Partition

There are three basic partition patterns that include

- B type partition patterns
- Z type partition patterns
- X type partition patterns



**Figure 2.1.1 Basic partition patterns**

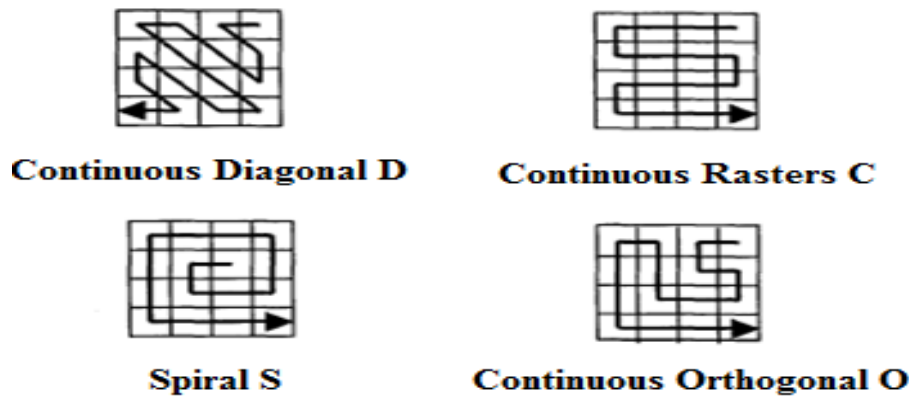
Each basic partition pattern has eight different transformations which depend on initial point and the final point .

**B. Scanning Pattern**

We have four basic scanning patterns namely,

- Continuous Raster C
- Continuous Diagonal D
- Continuous Orthogonal O
- Spiral S

All the above mentioned scanning patterns are clearly shown in figure 2.2.1



**Figure 2.2.1 Basic scanning pattern**

Each scanning pattern can be rotated through an angle of  $0^{\circ}$ ,  $90^{\circ}$ ,  $180^{\circ}$  and  $270^{\circ}$  which can be represented as C0, C2, C4, and C6. When the same pattern reverses, it takes the order of C1, C3, C5, and C7.

Similar rotation of the continuous diagonal pattern yields the following set of figures shown, with the order of D0, D1, D2, D3, D4, D5, D6, D7 which is applied in the same fashion for the Continuous orthogonal and the spiral patterns with the respective orders of O0, O1, O2, O3, O4, O5, O6, O7 and S1, S2, S3, S4, S5, S6, S7 upon rotation through the angles of  $0^{\circ}$ ,  $90^{\circ}$ ,  $180^{\circ}$  and  $270^{\circ}$ .

**III. METHODOLOGY**

Since most images require different scanning in different subregions, the encryption specific SCAN language allows an image region to be recursively partitioned into four subregions, and each subregion to be scanned independently. When an image region is partitioned, the order in which the four subregions are scanned is specified by a partition pattern. The partition patterns are represented by letter B, letter Z, and letter X, each of which has eight transformations as previous mention.

Following by basic scan patterns and partition patterns to produce concept, we use a random code generating produce the SCAN word and to define encryption key. The SCAN word contain scan and partition patterns. The scan partition word has c0~c7, d0~d7, O0~O7 and s0~s7. The partition word has B0~B7, Z0~Z7 and X0~X7. This word separately has been done using special scanning paths and partition. Because the SCAN word has large variation, so we can attain encryption technology. A given image is encrypted by rearranging the pixel of the image using a set of scanning paths.

This paper proposed encryption key rules assume that maximum image size is  $512 \times 512$ . The partition institution least is  $4 \times 4$  image size, then the least size done scan patterns. However the scan patterns institution when the image not done partition. Late the  $16 \times 16$  size image and the scanning path shown in Figure 1. The scanning path is corresponding to the SCAN word constructed as follows. The SCAN word defines encryption key can achieve encryption objective.

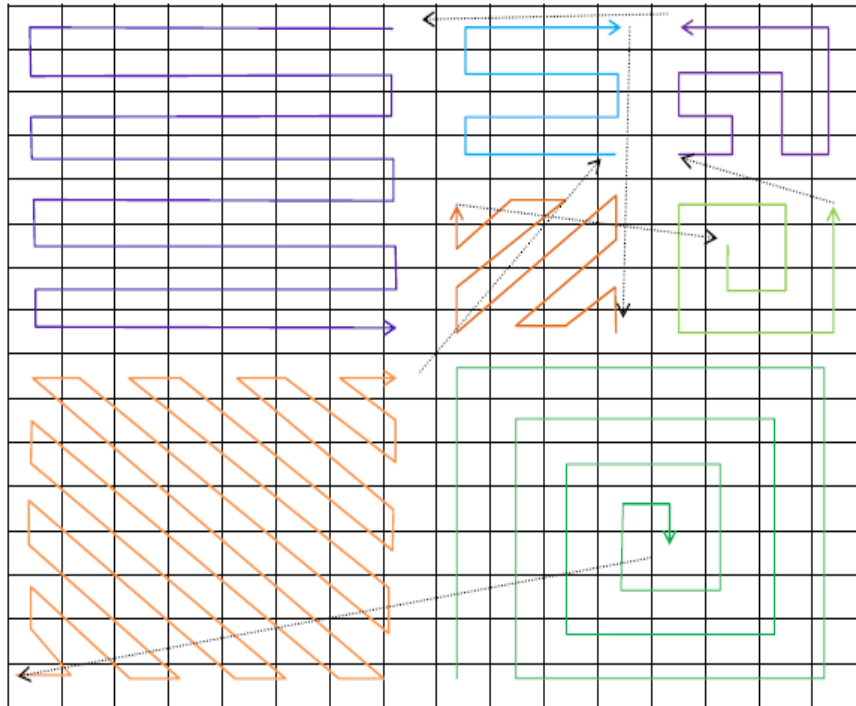
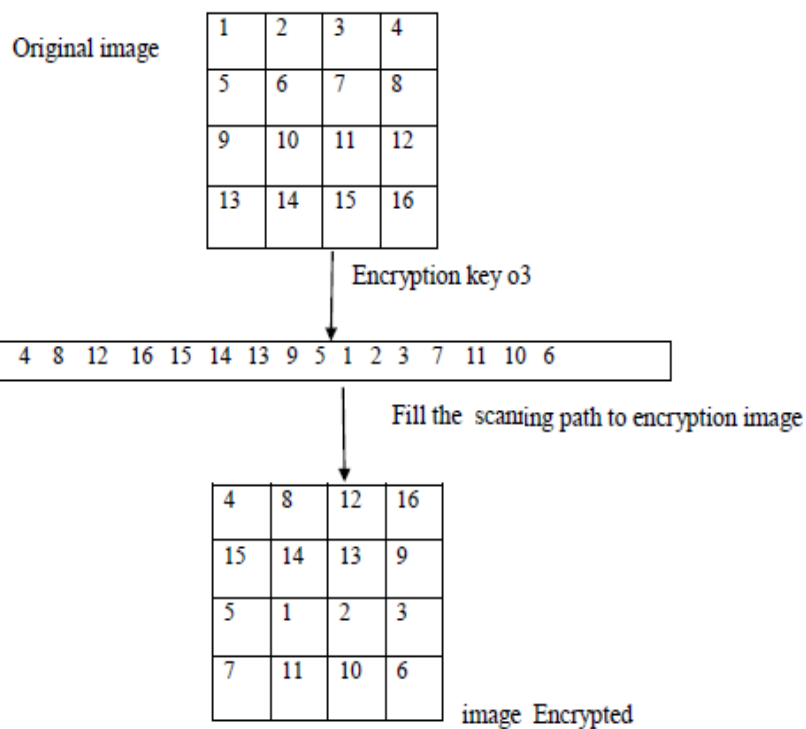


Figure 3.1 (b) The scanning path by  $16 \times 16$  size image





ISSN: 2319-5967

ISO 9001:2008 Certified

International Journal of Engineering Science and Innovative Technology (IJESIT)

Volume 3, Issue 2, March 2014

#### IV. RESULT

The proposed encryption methodology was implemented in software using MATLAB 7.1 Figure 5.1 shows the  $512 \times 512$  colour-scale Medical image. The process encryption image is compliance the encryption key. It is clear that the SCAN methodology image encryption and decryption achieves an excellent encryption. When execute

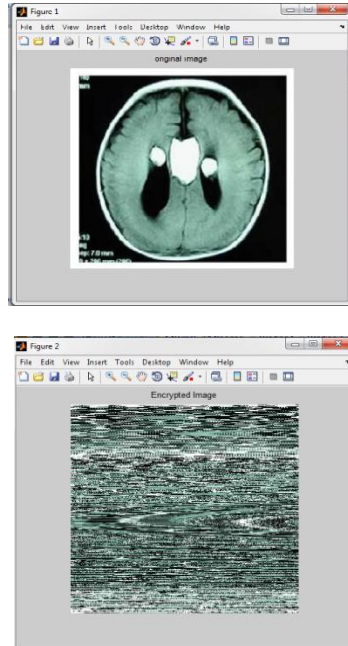


Fig 4.1 Encryption Image diagram

#### V. CONCLUSION

This method gives a lossless encryption of image. This also gives majority of variable lengths of the encryption keys. It has high execution speed. Another main feature of this method is that it satisfies the properties of Confusion and diffusion and also has a perfect guess of encryption key makes decryption impossible. This Encryption uses only integer arithmetic and it can be easily implemented in the hardware.

#### REFERENCES

- [1] X.Wue, N.Mmeon, - Context Based Adaptive Lossless Image Codec, IEEE Conf on Acoustics, Speech and Signal Processing, vol 4, May 1997, pp 990-993.
- [2] M. Weinberger, J.Rissanen, R.Arps, Applications of Universal Context Modeling to Lossless Compression of Gray Scale Images, IEEE Trans. on Image Processing, vol 5, no 4, 1996, pp 575-586.
- [3] M.Weinbeger, G.Serousi, G.Sapiro, LOCO-1: Low Complexity Context Based Lossless Image Compression Algorithm. Proc. Data Compression Conf, 1996, pp 160-169.
- [4] Elnashie SEH, Abasha ME. On the chaotic behaviour of forced fluidized bed catalytic reactors. Chaos, Solutions & Fractals 1997; 5:897-931.
- [5] Soby, Shehata AR. Methods of attacking chaotic encryption and countermeasures. IEEE Acoust Speech Signal Process 2011:1011.
- [6] J N.Bourbakis, a Language for Sequential Access of Two Dimensional Array Elements, IEEE Workshop on LFA, Singapore, 1986, pp 52-58.
- [7] N-Bourbakis, C.Alexopoulos, A Fractal Based Image Processing Language – Formal Modeling, Pattern Recognition Journal, vol 32, no 2, 1999, pp 317-338.
- [8] C.Alexopoulos, N.Bourbakis, N.Ioannou, Image Encryption Method Using a Class of Fractals, Journal of Electronic Imaging, July 1995, pp 251-259.



ISSN: 2319-5967

ISO 9001:2008 Certified

**International Journal of Engineering Science and Innovative Technology (IJESIT)**

**Volume 3, Issue 2, March 2014**

- [9] N.Bourbakis, Image Data Compression Encryption Using G-SCAN Patterns, IEEE Conf on SMC, Oct 1997, pp 11 17-1 120.
- [10] JBIG Progressive Bilevel Image Compression, ISO/IEC International Standard 11544, 1993 498.
- [11] W.Pennebaker, J.Mitchell, JPEG Still Image Data Compression Standard, Van Nostrand Reinhold, 1993.
- [12] C.Alexopoulos, N.Bourbakis, N.Ioannou, Image Encryption Method Using a Class of Fractals, Journal of Electronic Imaging, July 1995, pp 251-259.
- [13] P.Howard, J.Vitter, Fast and Efficient Lossless Image Compression, Proc. Data Compression Conf, 1993, pp 351-360.
- [14] Tzung Her Chen, Kai Hsiang Tsao, and Kuo Chen "Image Encryption by Random Grids" in Proceeding of IEEE International Conference.
- [15] Rafael C. Gonzalez, Richard E. Woods and Steven L. Eddins "Digital Image Processing", Pearson Education.
- [16] Alvarez G, Montoya F, Romera M, Pastor G. Crypt analyzing an improved security modulated chaotic encryption scheme using cipher text absolute value. Chaos, Solutions & Fractals 2005; 23:1749-56.